



ORDERING GUIDE



See what's inside



SPECIALIZED KNOWLEDGE

- Subspecialty radiologists trained to **catch subtle irregularities that others may miss**
- Technologists dedicated to **compassionate patient care**
- **Precise, reliable results** for confidence in deciding the optimum course of treatment

STATE-OF-THE-ART TECHNOLOGY

- Forefront of new imaging equipment **powered by the latest technologies**
- Focused on investment in **innovation to deliver the precision** you need for consistent results
- **Industry-leading image quality** that you and your patients can trust

CONVENIENCE THAT MATTERS

American Health Imaging makes it **easy to refer** and schedule patients, easy for patients to visit, and **easy for you to obtain reports.**

- Large number of accessible locations
- Same-day or next-day appointments
- Welcoming, spa-like environment
- Skilled technologists deliver quality images the first time
- Complete reports available within hours, not days

Bottom line: American Health Imaging makes everything easy for you and your patients.





MRI

MRCP+

Susceptibility Weighted Imaging

1.5T Wide Bore

NeuroQuant Brain Image Analysis

Diffusion Tensor Imaging Quantify

CT

Cardiac Scoring

ULTRASOUND

ARTHROGRAM

MYELOGRAM

FLUOROSCOPY

*Not all technologies are offered at every location.
Refer to our website for individual center details.*



We make it easy for patients

Patients have rated us **97% Very Satisfied or Satisfied*** with their experience because of the AH Advantage.

CONFIDENCE

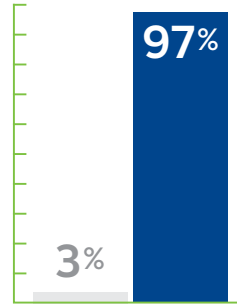
- High quality medical imaging technology well above industry standards
- Compassionate patient care from appointment scheduling to imaging results

CONVENIENCE

- Patients can choose an imaging center that best meets their needs with **many locations in the area**
- **Same-day appointments**, evening hours, and weekend options that work with **patients' busy schedules**
- **Fast insurance prior authorization** to streamline patients' experience
- **No complex hospitals** to navigate

COST-EFFECTIVENESS

- **40-60% lower costs** compared to hospitals**
- **In-network with 99% of health plans** with competitive rates to save your patients money
- **Financial assistance programs** available for patients if needed



OUR PATIENT SATISFACTION RATING

(N=71,266)



* June 2020-April 2021

** Data on File. Market Pricing Study March 2021.





We make it easy for you

The AHI Advantage enables you to determine the best course for medical care.

- Obtain reports quickly through **easy-to-access portals**
- **Accessible radiologists** available for consultation
- Crisp, clear images with **reports you can consistently trust** to build a treatment plan with confidence
- Large number of convenient locations that offer many advanced modalities with the ability to get your **patients scheduled the same day**
- American Health Imaging provides **fast prior authorizations** for no-hassle appointment scheduling

EASILY REFER YOUR PATIENTS FOR AN APPOINTMENT TODAY:

- FAX A SCRIPT
- EMR ORDER, WHERE POSSIBLE



The information presented in this document is for reference purposes only, and is not intended to replace medical decision making. Nothing herein implies protocol standards for any radiological studies, studies, or medical condition. Information is subject to change.





Wide-Bore MRI

Available at select American Health Imaging locations, our 1.5T wide-bore scanners provide a whole new level of patient comfort with high-density coils, novel applications designed to minimize scan times, and up to 48 digitized channels for high image quality.

- **Ultra-short 145cm bore** offers more head-out exams and helps reduce anxiety.
- **Large 70cm wide bore** accommodates patients up to 550 pounds and helps with claustrophobic patients.
- **Detachable table** gives patients easy access.
- **Reduced noise levels** and headphones with music for a more pleasant experience.
- **Ultra-high density coils** designed for patient comfort and reduced exam time.





TABLE OF CONTENTS

MRI/MRA

CPT Codes for MRI Scans	10
Head/Brain	11
Neck/Spine	12
Body	15
Abdomen/Pelvis	15
Head & Neck	18
Musculoskeletal/Joints	18
Arthrography Upper/Lower Extremity	21

CT/CTA

CPT Codes for CT Scans	22
Head/Brain	23
Neck/Spine	25
Chest/Lungs	26
Abdomen/Pelvis	27
Angiography/Venography	29

ULTRASOUND

Head/Neck/Soft Tissue	35
Upper Extremities	35
Abdomen	36
Pelvis	38
Lower Extremities	39

X-RAY

Head/Face	40
Neck/Spine	40
Chest/Ribs	41
Upper Extremities	41
Abdomen/Pelvis	41
Lower Extremities	42
Other X-Rays	42

APPROVED INSURANCE PROVIDERS

44





CONTRAST VS. NO CONTRAST

BRAIN	
INDICATION	PREFERRED STUDY
Headache	CT Head Without Contrast for acute (“worst headache of life”). MRI Without Contrast
Trauma	CT Head Without Contrast (acute). Concussion/TBI: MRI With & Without Contrast NeuroQuant
Suspected Intracranial Hemorrhage	CT Head Without Contrast
Acute Stroke/TIA	MRI Brain Without Contrast
Seizure	MRI Brain With & Without Contrast w/Seizure Protocol
Dementia / Memory Loss	MRI Brain With & Without Contrast With Hippocampal Volumetrics/ NeuroQuant. PET can also be considered for Alzheimer’s diagnosis
Mass	MRI With & Without Contrast MRI contraindicated: CT With & Without Contrast
Aneurysm	“Screening” MRA Head (non-Contrast). CTA head With Contrast for definition of small aneurysms
FACE	
INDICATION	PREFERRED STUDY
Trauma	CT Maxillofacial Without Contrast
Sinus Disease	CT Sinus Without Contrast. MRI Brain & Orbits With & Without Contrast.
Hearing Loss, Vertigo	Developmental: CT Temporal Bones Without Contrast. Sensorineural: MRI IAC With & Without Contrast
TMJ Pain	MRI Temporomandibular Joints Without Contrast
NECK/SOFT TISSUE	
INDICATION	PREFERRED STUDY
Carotid or Vertebral Artery Stenosis	CTA Neck With Contrast. MRA Neck With & Without Contrast. Carotid Doppler Ultrasound
Mass	CT Neck With Contrast. Thyroid Nodule: Neck Ultrasound. Thyroid Cancer: CT Neck With Contrast.
Infection	CT Neck With Contrast
Carotid or Vertebral Artery Dissection	MRA Neck With & Without Contrast CTA Neck With IV Contrast



CONTRAST VS. NO CONTRAST

ABDOMEN	
INDICATION	PREFERRED STUDY
Gallbladder, CBD, Cystic Pancreatic Mass	MRI With & Without Contrast with MRCP
Kidneys, Liver, Adrenal, Mass	MRI Abdomen With & Without Contrast
Female Pelvis for Mass or Bleeding	MRI With & Without Contrast
Renal Masses	CT With & Without Contrast unless renal compromised, then MRI With & Without Contrast
Solid Pancreatic Masses	CT With & Without Contrast
Adrenal Masses	CT With & Without Contrast
Acute Abdominal Pain, Fever, R/O Abscess	CT Abdomen/Pelvis With Contrast
Lower Quadrant Pain	CT Abdomen/Pelvis With Contrast / US Pelvic Complete with TV for Females
SPINE	
INDICATION	PREFERRED STUDY <i>Cervical, Thoracic, Lumbar Spine</i>
Trauma	CT Cervical/Thoracic/Lumbar Without Contrast. Acute Neurologic deficit and CT negative: MRI Without Contrast
Pain, Degenerative Changes, Radiculopathy, Sciatica	MRI Cervical/Thoracic/Lumbar Without Contrast. Prior Surgery: MRI With & Without Contrast. MRI Contraindicated: CT Without Contrast or CT Myelogram
Mass or Cancer	MRI Cervical/Thoracic/Lumbar With & Without Contrast
Infection	MRI Cervical/Thoracic/Lumbar With & Without Contrast. MRI contraindicated: CT With Contrast
MUSCULOSKELETAL	
INDICATION	PREFERRED STUDY <i>Shoulder, Humerus, Elbow, Forearm, Wrist, Hand</i>
Trauma, Surgical Hardware	X-ray first. CT Without Contrast for pre-operative planning of fractures. CT Without Contrast for occult fracture in younger patients. MRI Without Contrast for occult fracture in older patients. CT arthrography Without Contrast for arthroplasty complications, for recurrent rotator cuff tears.
Masses	X-ray first for Bony Lesions. Ultrasound for suspected lipoma. Otherwise MRI With & Without Contrast
Infection	MRI With & Without Contrast
General Pain	MRI Without Contrast
Rotator Cuff Tear / Ligament Injury	MRI Without Contrast or MRI Arthrogram. MRI contraindicated: CT Arthrogram
Arthritis	MRI Without Contrast



CPT Codes for MRI Scans

ORBIT, FACE & NECK

70540 – W/O CONTRAST
70542 – W/CONTRAST
70543 – W/O & W/CONTRAST

TMJ

70336

SHOULDER, ELBOW OR WRIST (UPPER EXTREMITY, JOINT)

73221 – W/O CONTRAST
73222 – W/CONTRAST
73223 – W/O & W/CONTRAST

HUMERUS, FOREARM OR NON-JOINT (UPPER EXTREMITY, NON-JOINT)

73218 – W/O CONTRAST
73219 – W/CONTRAST
73220 – W/O &
W/CONTRAST

HIP, KNEE OR ANKLE (LOWER EXTREMITY, JOINT)

73721 – W/O CONTRAST
73722 – W/CONTRAST
73723 – W/O & W/CONTRAST

THIGH, LOWER LEG OR FOOT (LOWER EXTREMITY, NON-JOINT)

73718 – W/O CONTRAST
73719 – W/CONTRAST
73720 – W/O & W/CONTRAST

BRAIN

70551 – W/O CONTRAST
70552 – W/CONTRAST
70553 – W/O & W/CONTRAST

CERVICAL SPINE

72141 – W/O CONTRAST
72142 – W/CONTRAST
72156 – W/O & W/CONTRAST

CHEST

71550 – W/O CONTRAST
71551 – W/CONTRAST
71552 – W/O & W/CONTRAST

THORACIC SPINE

72146 – W/O CONTRAST
72147 – W/CONTRAST
72157 – W/O & W/CONTRAST

ABDOMEN

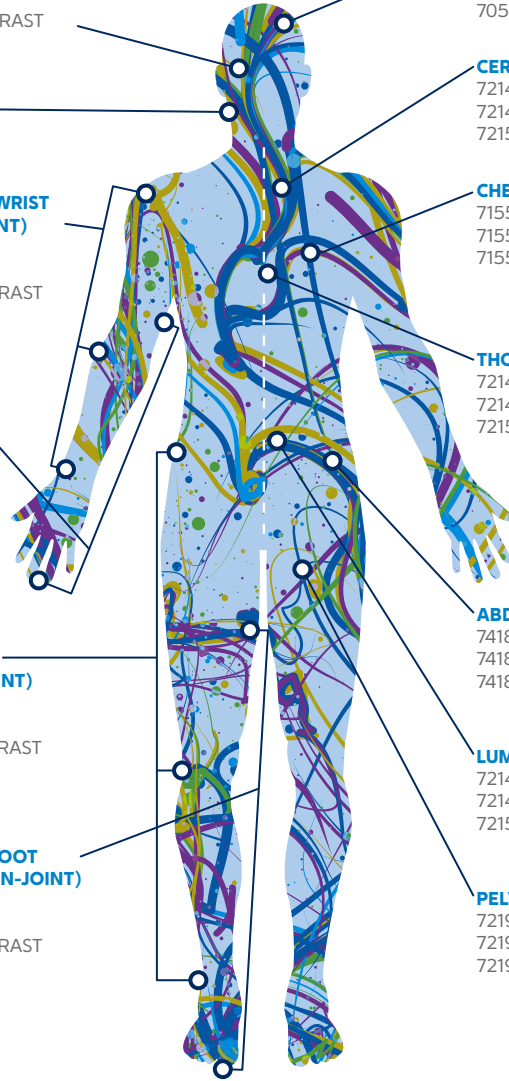
74181 – W/O CONTRAST
74182 – W/CONTRAST
74183 – W/O & W/CONTRAST

LUMBAR SPINE

72148 – W/O CONTRAST
72149 – W/CONTRAST
72158 – W/O & W/CONTRAST

PELVIS

72195 – W/O CONTRAST
72196 – W/CONTRAST
72197 – W/O & W/CONTRAST




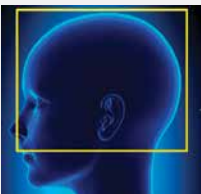


Refer your patients today

To schedule an appointment, call 855.674.2464.



MRI: Head/Brain



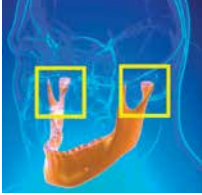
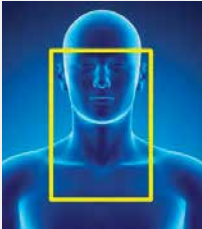
AREA OF CONCERN	COMMON REASON FOR EXAM	EXAM/PROTOCOL	IV CON.	CPT
MRI HEAD/BRAIN				
Brain 	<ul style="list-style-type: none"> Alzheimer's/confusion Dementia/memory loss Hydrocephalus Mental status changes 	MRI brain without contrast	No	70551
	<ul style="list-style-type: none"> Headache/pseudotumor Seizures Tumor/mass/cancer/mets Vascular lesions 	MRI brain without and with contrast	Yes	70553
	<ul style="list-style-type: none"> Metabolic abnormality Demyelinating disease 	MRI brain without and with contrast	Yes	70553
Pituitary 	<ul style="list-style-type: none"> Hyperprolactinemia Pituitary tumor 	MRI brain without and with contrast Please indicate (pituitary protocol)	Yes	70553
Brain (IAC) Ears 	<ul style="list-style-type: none"> Hearing loss 	MRI brain without and with contrast	Yes	70553
Brain NeuroQuant 	<ul style="list-style-type: none"> Dementia Memory loss Seizures 	MRI brain without contrast to include NeuroQuant (3D volumetric analysis)	No	70551 76377

MRI Prep will be explained at the time of scheduling

To schedule an appointment, call 855.674.2464.



MRI: Head/Brain & MRI: Neck/Spine

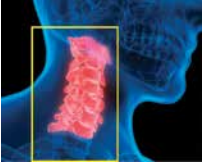

AREA OF CONCERN	COMMON REASON FOR EXAM	EXAM/PROTOCOL	IV CON.	CPT
MRI HEAD/BRAIN				
Brain/Orbits/ Face 	<ul style="list-style-type: none"> • Exophthalmos • Proptosis • Graves' disease 	MRI brain and orbits without and with contrast	Yes	70553 70543
Cranial nerves 	<ul style="list-style-type: none"> • Bell's palsy • Trigeminal neuralgia 	MRI brain without and with contrast Please indicate (cranial nerves)	Yes	70553
TMJ 	<ul style="list-style-type: none"> • Internal derangement • Joint dysfunction 	MRI TMJ without contrast	No	70336
MRI NECK/SPINE				
Neck (soft tissue) 	<ul style="list-style-type: none"> • Infection • Tumor/mass/cancer/mets • Vocal cord paralysis 	MRI neck without and with contrast	Yes	70543

MRI Prep will be explained at the time of scheduling

To schedule an appointment, call 855.674.2464.



MRI: Neck/Spine



AREA OF CONCERN	COMMON REASON FOR EXAM	EXAM/PROTOCOL	IV CON.	CPT
MRI NECK/SPINE				
C-Spine 	<ul style="list-style-type: none"> • Arm pain and/or weakness • Chiari malformation • Degenerative disease • Disc herniation/neck pain • Post-op fusion radiculopathy 	MRI cervical spine without contrast	No	72141
	<ul style="list-style-type: none"> • Discitis/osteomyelitis • Multiple sclerosis • Myelopathy/syrinx • Tumor/mass/cancer/mets • Vascular lesions, AVM 	MRI cervical spine without and with contrast	Yes	72156
T-Spine 	<ul style="list-style-type: none"> • Back pain/trauma • Compression fractures (with history of malignancy/mets) • Degenerative disease • Disc herniation • Radiculopathy • Vertebroplasty planning (with history of malignancy/mets) 	MRI thoracic spine without contrast	No	72146
	<ul style="list-style-type: none"> • AVM/vascular lesions • Compression fractures (with history of malignancy/mets) • Discitis/myelopathy • Multiple sclerosis • Osteomyelitis/syrinx • Tumor/mass/cancer/mets • Vertebroplasty planning (with history of malignancy/mets) 	MRI thoracic spine without and with contrast	Yes	72157

MRI Prep will be explained at the time of scheduling

To schedule an appointment, call 855.674.2464.



MRI: Neck/Spine


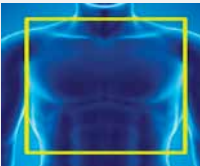


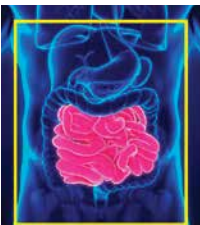
AREA OF CONCERN	COMMON REASON FOR EXAM	EXAM/PROTOCOL	IV CON.	CPT
MRI NECK/SPINE				
L-Spine 	<ul style="list-style-type: none"> • Back pain/ sciatica/trauma • Compression fractures (with history of malignancy/mets) • Degenerative disease • Disc herniation/ radiculopathy • Spondylolisthesis/stenosis • Vertebroplasty planning (with history of malignancy/mets) 	MRI lumbar spine without contrast	No	72148
	<ul style="list-style-type: none"> • Compression fracture (with history of malignancy/mets) • Discitis/osteomyelitis • Post-op • Tumor/mass/cancer/mets • Vertebroplasty (with history of malignancy/mets) 	MRI lumbar spine without and with contrast	Yes	72158
Sacrum/Coccyx/ SI Joints 	<ul style="list-style-type: none"> • Fracture • Arthritis 	Specify which: <ul style="list-style-type: none"> • MRI sacrum • MRI SI joints • MRI coccyx without contrast 	No	72195
	<ul style="list-style-type: none"> • Sacroilitis • Metastatic disease 	Specify which: <ul style="list-style-type: none"> • MRI sacrum • MRI SI joints • MRI coccyx with contrast 	Yes	72196

MRI Prep will be explained at the time of scheduling

To schedule an appointment, call 855.674.2464.



MRI: Body & MRI/MRA: Abdomen/Pelvis



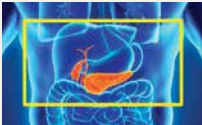


AREA OF CONCERN	COMMON REASON FOR EXAM	EXAM/PROTOCOL	IV CON.	CPT
MRI BODY				
Chest Pectoralis 	<ul style="list-style-type: none"> • Pectoralis tear 	MRI chest without contrast (specify right or left)	No	71550
Chest Mediastinum 	<ul style="list-style-type: none"> • Tumor/mass/cancer/mets 	MRI chest without and with contrast	Yes	71552
Heart 	<ul style="list-style-type: none"> • Congenital defect • Heart valve issues • Past MI – other cardiac issues 	MRI heart without and with contrast	Yes	75557 & 75561
Brachial Plexus 	<ul style="list-style-type: none"> • Brachial plexus injury • Nerve avulsion • Tumor/mass/cancer/mets 	MRI chest/mediastinum without and with contrast (specify brachial plexus)	Yes	71552
MRI/MRA ABDOMEN/PELVIS				
Small Intestine 	<ul style="list-style-type: none"> • Crohn's disease • Inflammatory bowel disease 	MRI enterography without and with contrast	Yes	74183 72197

MRI Prep will be explained at the time of scheduling

To schedule an appointment, call 855.674.2464.



MRI/MRA: Abdomen/Pelvis



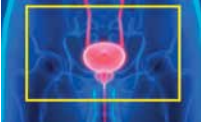
AREA OF CONCERN	COMMON REASON FOR EXAM	EXAM/PROTOCOL	IV CON.	CPT
MRI/MRA ABDOMEN/PELVIS				
Pancreas 	<ul style="list-style-type: none"> • Adrenals • MRCP (biliary/pancreatic ducts) 	MRI abdomen without contrast (MRCP)	No	74181
Aorta, Renal Mesenteric Arteries 	<ul style="list-style-type: none"> • AAA (abdominal aortic aneurysm) • Abdominal aorta dissection • Mesenteric ischemia • Renal artery stenosis 	MRA abdomen with contrast	Yes	74185
Liver, Renal, Pancreas 	<ul style="list-style-type: none"> • Kidney eval • Liver eval • Pancreas eval • All other reasons 	MRI abdomen without and with contrast	Yes	74183
Liver or Renal transplant 	<ul style="list-style-type: none"> • Pre liver transplant • Pre kidney transplant • Renal mass-evaluation/ pre-op 	MRA abdomen without & MRI abdomen without and with contrast	Yes	74185 74183
Pelvis Muskuloskeletal 	<ul style="list-style-type: none"> • Fracture • Arthritis • Muscle/tendon tear 	MRI pelvis without contrast	No	72195

MRI Prep will be explained at the time of scheduling

To schedule an appointment, call 855.674.2464.



MRI/MRA: Abdomen/Pelvis





AREA OF CONCERN	COMMON REASON FOR EXAM	EXAM/PROTOCOL	IV CON.	CPT
MRI/MRA ABDOMEN/PELVIS				
Pelvis 	<ul style="list-style-type: none"> • Cancer staging/mets • Pain/tumor/mass/cysts • Pelvic/bone infection • Abscess/adenomyosis • Fibroid/osteomyelitis • Inguinal hernia • Pre/post fibroid embolization • Septic arthritis • Urethral diverticulum 	Pelvis without and with contrast	Yes	72197
	<ul style="list-style-type: none"> • Pelvic organ prolapse • Pelvic floor dysfunction • Outlet obstruction • Incontinence 	MRI dynamic pelvis without contrast	No	72195
Urinary System 	<ul style="list-style-type: none"> • Hematuria • Congenital abnormalities • Urinary tract obstruction 	MRI urogram without and with contrast	Yes	74183 & 72197
Prostate 	<ul style="list-style-type: none"> • Benign prostatic hyperplasia (BPH) • Enlarged prostate • Evaluation of prostate cancer • Infection (prostatitis) • Prostate abscess 	MRI pelvis without and with contrast and 3D	Yes	72197 & 76377

MRI Prep will be explained at the time of scheduling

To schedule an appointment, call 855.674.2464.



MRA: Head/Neck & MRI: Musculoskeletal/Joints



AREA OF CONCERN	COMMON REASON FOR EXAM	EXAM/PROTOCOL	IV CON.	CPT
MRA HEAD & NECK				
Brain 	<ul style="list-style-type: none"> • Aneurysm • AVM (arteriovenous malformation) • CVA/TIA/stroke • Vascular tumor • Vertebrobasilar insufficiency 	MRA head without contrast	No	70544
Brain and Carotid Arteries 	<ul style="list-style-type: none"> • Stroke/CVA/TIA • Vertebrobasilar insufficiency • Carotid stenosis/Bruit • Dissection 	MRA head without contrast	No	70548
		MRA neck with contrast	Yes	70544
Brain 	<ul style="list-style-type: none"> • Headache with suspected venous or sinus thrombosis pseudotumor 	MRV brain without contrast	No	70544
MRI MUSCULOSKELETAL/JOINTS				
Scapula (not included in shoulder) 	<ul style="list-style-type: none"> • Pain • Mass 	MRI chest without and with contrast Indicate right or left	Yes	71552

MRI Prep will be explained at the time of scheduling

To schedule an appointment, call 855.674.2464.



MRI: Musculoskeletal/Joints

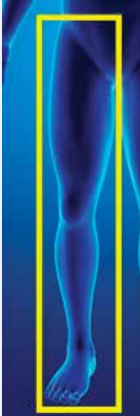

AREA OF CONCERN	COMMON REASON FOR EXAM	EXAM/PROTOCOL	IV CON.	CPT
MRI MUSCULOSKELETAL/JOINTS				
Arm/Hand/Finger 	<ul style="list-style-type: none"> • Fracture • Muscle/tendon tear • Stress fracture 	MRI upper extremity (non joint) without contrast Indicate right or left and body part	No	73218
	<ul style="list-style-type: none"> • Cancer • Metastatic disease • Tumor • Mass • Infection 	MRI upper extremity (non joint) without and with contrast Indicate right or left and body part	Yes	73220
Shoulder/Elbow/Wrist 	<ul style="list-style-type: none"> • Joint pain (specify joint) • Stress fracture/fracture • Internal derangement • Labral, ligament or tendon tear • Tendinosis, muscle strain • Articular cartilage injury • Osteochondritis dissecans (OCD) • Avascular necrosis (AVN) 	MRI upper extremity (joint) without contrast Indicate right or left and body part	No	73221
	<ul style="list-style-type: none"> • Cancer • Metastatic disease • Tumor • Mass • Infection 	MRI upper extremity (joint) without and with contrast Indicate right or left and body part	Yes	73223

MRI Prep will be explained at the time of scheduling

To schedule an appointment, call 855.674.2464.



MRI: Musculoskeletal/Joints

AREA OF CONCERN	COMMON REASON FOR EXAM	EXAM/PROTOCOL	IV CON.	CPT
MRI MUSCULOSKELETAL/JOINTS				
Leg/Foot 	<ul style="list-style-type: none"> • Fracture • Muscle/tendon tear • Stress fracture 	MRI lower extremity (non joint) without contrast Indicate right or left and body part	No	73718
	<ul style="list-style-type: none"> • Cancer • Metastatic disease • Tumor • Mass • Infection 	MRI lower extremity (non joint) without and with contrast Indicate right or left and body part	Yes	73720
Hip/Knee/Ankle/Toe 	<ul style="list-style-type: none"> • Cancer • Metastatic disease • Tumor • Mass • Infection 	MRI lower extremity (joint) without and with contrast Indicate right or left and body part	No	73723
	<ul style="list-style-type: none"> • Joint pain (specify joint) • Stress fracture/fracture • Internal derangement • Labral, ligament, meniscal or tendon tear • Tendinosis, muscle strain • Articular cartilage injury • Osteochondritis dissecans (OCD) • Avascular necrosis (AVN) • Plantar fasciitis 	MRI lower extremity (joint) without contrast Indicate right or left and body part	Yes	73721

MRI Prep will be explained at the time of scheduling

To schedule an appointment, call 855.674.2464.



MRI: Arthrography Upper/Lower Extremity

AREA OF CONCERN	COMMON REASON FOR EXAM	EXAM/PROTOCOL	INTRAARTICULAR CONTRAST	CPT
MRI: ARTHROGRAPHY UPPER EXTREMITY				
Shoulder				Shoulder 73222 23350 73040 77002
Elbow	<ul style="list-style-type: none"> • Labral tear • Loose bodies • Osteochondritis dissecans (OCD) • TFCC/tear scapholunate ligament 	Fluoroscopic guided arthrogram MRI upper extremity (joint) with contrast *Indicate right/ left or bilateral	Yes	Elbow 73222 23350 73040 77002
Wrist				Wrist 73222 25246 73115 77002
MRI: ARTHROGRAPHY LOWER EXTREMITY				
Hip				Hip 73722 27093 73525 77002 27095
Knee	<ul style="list-style-type: none"> • Labral tear • Loose bodies • Osteochondritis dissecans (OCD) • Post-op meniscus evaluation 	Fluoroscopic guided arthrogram MRI lower extremity (joint) with contrast *Indicate right/ left or bilateral	Yes	Knee 73722 27369 73580 77002
Ankle				Ankle 73722 27648 73615 77002

MRI Prep will be explained at the time of scheduling

To schedule an appointment, call 855.674.2464.



CPT Codes for CT Scans

ORBIT

- 70480 – W/O CONTRAST
- 70481 – W/CONTRAST
- 70482 – W/O & W/CONTRAST

MAXILLOFACIAL

- 70486 – W/O CONTRAST
- 70487 – W/CONTRAST
- 70488 – W/O & W/CONTRAST

SOFT TISSUE NECK

- 70490 – W/O CONTRAST
- 70491 – W/CONTRAST
- 70492 – W/O & W/CONTRAST

UPPER EXTREMITY

- 73200 – W/O CONTRAST
- 73201 – W/CONTRAST
- 73202 – W/O & W/CONTRAST

LOWER EXTREMITY

- 73700 – W/O CONTRAST
- 73701 – W/CONTRAST
- 73702 – W/O & W/CONTRAST

BRAIN

- 70450 – W/O CONTRAST
- 70460 – W/CONTRAST
- 70470 – W/O & W/CONTRAST

CERVICAL SPINE

- 72125 – W/O CONTRAST
- 72126 – W/CONTRAST
- 72127 – W/O & W/CONTRAST

CHEST

- 71250 – W/O CONTRAST
- 71260 – W/CONTRAST
- 71270 – W/O & W/CONTRAST

THORACIC SPINE

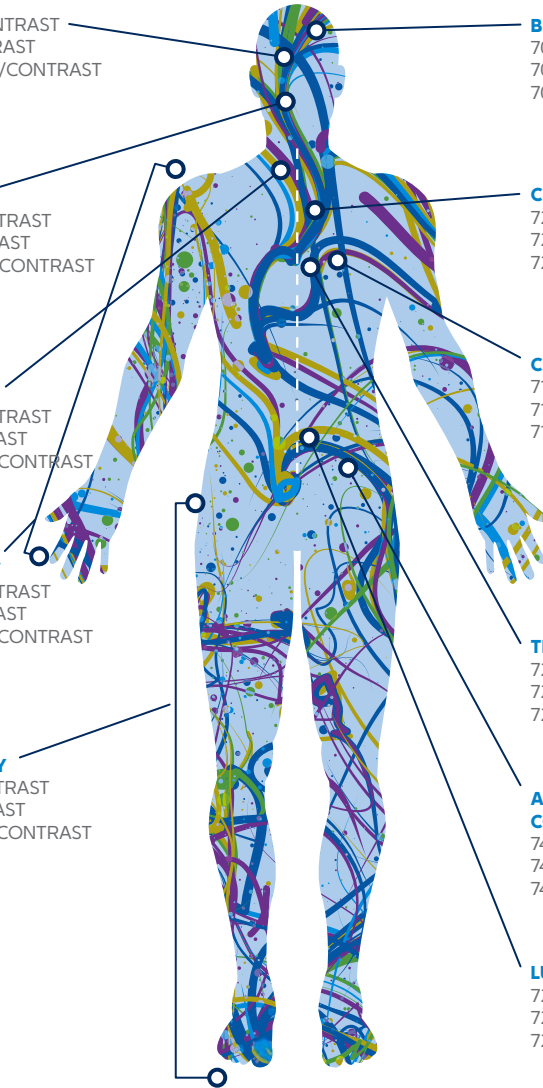
- 72128 – W/O CONTRAST
- 72129 – W/CONTRAST
- 72130 – W/O & W/CONTRAST

ABDOMEN PELVIS COMBINATION

- 74176 – W/O CONTRAST
- 74177 – W/CONTRAST
- 74178 – W/O & W/CONTRAST

LUMBAR SPINE

- 72131 – W/O CONTRAST
- 72132 – W/CONTRAST
- 72133 – W/O & W/CONTRAST

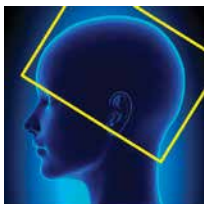




Refer your patients today

To schedule an appointment, call 855.674.2464.



CT: Head/Brain





AREA OF CONCERN	COMMON REASON FOR EXAM	EXAM/PROTOCOL	IV CON.	CPT
CT HEAD/BRAIN				
Brain 	<ul style="list-style-type: none"> Alzheimer's CVA/memory loss, confusion Headache less than 7 days Hydrocephalus Shunt check Stroke/bleed Trauma 	CT head/brain without contrast	No	70450
	<ul style="list-style-type: none"> Headache more than 7 days Infection/mass/tumor Meningioma/meningitis Metastatic staging Seizures Toxoplasmosis Vertigo/dizziness/mastoiditis HIV 	CT head/brain with contrast	Yes	70460
Pituitary 	<ul style="list-style-type: none"> Hyperprolactinemia Pituitary tumor *(MRI only unless contraindicated)	CT brain without and with contrast Please indicate (pituitary protocol)	Yes	70470
Inner Ears 	<ul style="list-style-type: none"> Cholesteotoma Trauma 	CT temporal bones/inner ears without contrast	No	70480
	<ul style="list-style-type: none"> Infection Neoplasm Tinnitus (If MRI contraindicated)	CT temporal bones/inner ears with contrast	Yes	70481

CT Prep will be explained at the time of scheduling

To schedule an appointment, call 855.674.2464.



CT: Head/Brain

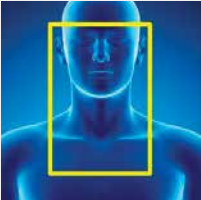
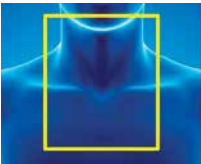



AREA OF CONCERN	COMMON REASON FOR EXAM	EXAM/PROTOCOL	IV CON.	CPT
CT HEAD/BRAIN				
Orbits/eyes 	<ul style="list-style-type: none"> Foreign body Fracture Trauma 	CT orbits without contrast	No	70480
	<ul style="list-style-type: none"> Cellulitis/mass Exophthalmos Graves' disease Pain Pseudotumor 	CT orbits with contrast	Yes	70481
Sinus 	<ul style="list-style-type: none"> Endoscopic sinus surgery Ostiomeatal complex Sinusitis 	CT sinus without contrast	No	70486
	<ul style="list-style-type: none"> Mass or infection 	CT sinus with contrast	Yes	70487
Facial bones 	<ul style="list-style-type: none"> Fracture 	CT face without contrast	No	70486
	<ul style="list-style-type: none"> Mass or infection 	CT face with contrast	Yes	70487
Jaw/mandible 	<ul style="list-style-type: none"> Mandible lesion Cyst 	CT mandible without contrast	No	70486

CT Prep will be explained at the time of scheduling

To schedule an appointment, call 855.674.2464.



CT: Neck/Spine

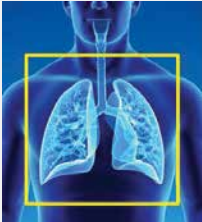


AREA OF CONCERN	COMMON REASON FOR EXAM	EXAM/PROTOCOL	IV CON.	CPT
CT NECK/SPINE				
Neck 	<ul style="list-style-type: none"> • Cancer/ metastatic disease • Inflammation, mass or stone of salivary gland (parotid or submandibular) • Dysphagia • Lymphadenopathy • Infection 	CT soft tissue neck with contrast	Yes	70491
Thyroid 	<ul style="list-style-type: none"> • Parathyroid adenoma 	CT soft tissue neck without and with contrast Please indicate (4D) protocol	Yes	70492
Cervical Spine 	<ul style="list-style-type: none"> • *MRI recommended for disc herniation, • Trauma, fracture, fusion • Degenerative changes 	CT cervical spine without contrast	No	72125
	<ul style="list-style-type: none"> • Abscess or infection • Metastatic disease 	CT cervical spine with contrast	Yes	72126
Thoracic Spine 	<ul style="list-style-type: none"> • *MRI recommended for disc herniation, • Trauma, fracture, fusion • Degenerative changes 	CT thoracic spine without contrast	No	72128
	<ul style="list-style-type: none"> • Abscess or infection • Metastatic disease 	CT thoracic spine with contrast	Yes	72129
Lumbar Spine 	<ul style="list-style-type: none"> • *MRI recommended for disc herniation, • Trauma, fracture, fusion, pars defect • Degenerative changes 	CT lumbar spine without contrast	No	72131
	<ul style="list-style-type: none"> • Abscess or infection • Metastatic disease 	CT lumbar spine with contrast	Yes	72132

CT Prep will be explained at the time of scheduling

To schedule an appointment, call 855.674.2464.



CT: Chest/Lungs

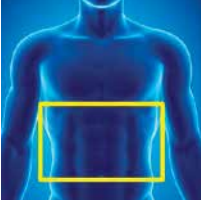
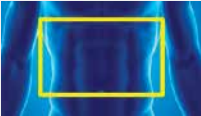
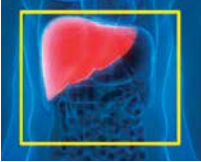
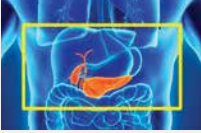

AREA OF CONCERN	COMMON REASON FOR EXAM	EXAM/PROTOCOL	IV CON.	CPT
CT CHEST/LUNGS				
Chest and Lungs 	<ul style="list-style-type: none"> • Asbestosis • Bronchiectasis • Fibrosis • Interstitial lung disease • Pleural plaques • Sarcoidosis 	CT chest without contrast Please indicate high resolution	No	71250
	<ul style="list-style-type: none"> • Abnormal chest X-ray • COPD/cough • Lung/esophageal CA • Hemoptysis • Lymphoma/mass/pain • Pneumonia • Shortness of breath • Tracheal stenosis 	CT chest with contrast	Yes	71260
Lungs 	<ul style="list-style-type: none"> • Lung nodules 	CT chest without contrast	No	71250
	<ul style="list-style-type: none"> • Lung cancer screening 	CT chest lung cancer screening without contrast	No	71271 *71250 for short term followup exams of 3 or 6 month only
Heart Screening 	<ul style="list-style-type: none"> • Hyperlipidemia 	CT heart without contrast Please indicate (calcium score)	No	75571

CT Prep will be explained at the time of scheduling

To schedule an appointment, call 855.674.2464.



CT: Abdomen/Pelvis


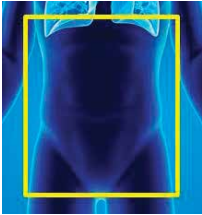

AREA OF CONCERN	COMMON REASON FOR EXAM	EXAM/PROTOCOL	IV CON.	CPT
CT ABDOMEN/PELVIS				
Upper Abdomen Only 	<ul style="list-style-type: none"> *Patient unable to have IV contrast* Abdominal pain Hernia (ventral or umbilical) 	CT abdomen without contrast	No	74150
	<ul style="list-style-type: none"> Abdominal pain Abscess Hernia (ventral or umbilical) 	CT abdomen with contrast	Yes	74160
Adrenals 	<ul style="list-style-type: none"> Adrenal mass 	CT abdomen without and with contrast Please indicate (adrenal protocol)	Yes	74170
Liver 	<ul style="list-style-type: none"> Hepatoma, hepatitis, Cirrhosis Liver hemangioma (MRI preferred) 	CT abdomen without and with contrast Please indicate (liver protocol)	Yes	74170
Pancreas 	<ul style="list-style-type: none"> Pancreatic mass Pancreatitis Pseudocyst 	CT abdomen without and with contrast Please indicate (pancreatic protocol)	Yes	74170
Kidneys 	<ul style="list-style-type: none"> Any renal pathology 	CT abdomen without and with contrast Please indicate (renal protocol)	Yes	74170

CT Prep will be explained at the time of scheduling

To schedule an appointment, call 855.674.2464.



CT: Abdomen/Pelvis



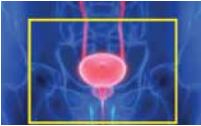
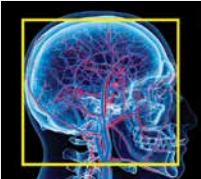
AREA OF CONCERN	COMMON REASON FOR EXAM	EXAM/PROTOCOL	IV CON.	CPT
CT ABDOMEN/PELVIS				
Urinary/Renal System 	<ul style="list-style-type: none"> • Renal calculi/stone • Flank pain/hematuria • Post lithotripsy • Follow up hydronephrosis 	CT abdomen and pelvis without contrast Please indicate (stone protocol)	No	74176
	<ul style="list-style-type: none"> • Transitional cell carcinoma of kidney and/or bladder • Hematuria 	CT abdomen/pelvis without and with contrast Please indicate (IVP/urogram protocol)	Yes	74178
Abdomen and Pelvis 	<ul style="list-style-type: none"> • Cancer staging • Abdominal pain • Appendicitis • Diarrhea • Diverticulitis • Infection 	CT abdomen/pelvis with contrast	Yes	74177
Small Intestine 	<ul style="list-style-type: none"> • Crohn's disease • Small bowel related issues • Abscess/inflammation • Bleeding sources • Bowel obstruction • Tumor/fistula 	CT abdomen/pelvis with contrast Please indicate (enterography protocol)	Yes	74177

CT Prep will be explained at the time of scheduling

To schedule an appointment, call 855.674.2464.



CT: Abdomen/Pelvis & CTA: Angiography/CTV: Venography





AREA OF CONCERN	COMMON REASON FOR EXAM	EXAM/PROTOCOL	IV CON.	CPT
CT ABDOMEN/PELVIS				
Colon 	<ul style="list-style-type: none"> Failed colonoscopy Patients on blood thinners who are not candidates for routine colonoscopy Screening 	CT abdomen/pelvis without contrast and 3D rendering Please indicate (virtual colonography)	No	74263 Screening 74261 Diagnostic
Pelvis 	<ul style="list-style-type: none"> Fracture Arthritis Inguinal hernia 	CT pelvis without contrast	No	72192
	<ul style="list-style-type: none"> Cancer staging Pain/mass/cysts Hernia (inguinal) Pelvic infection Bone infection 	CT pelvis with contrast	Yes	72193
Pelvis and Bladder 	<ul style="list-style-type: none"> Bladder cancer Bladder polyps Fistula/bleeding Hydronephrosis Vesicoureteral reflux 	CT cystogram with contrast	No	72192 51600
CTA ANGIOGRAPHY/CTV VENOGRAPHY				
Brain 	<ul style="list-style-type: none"> Aneurysm AVM (arteriovenous malformation) CVA/TIA/stroke Vascular tumor 	CTA brain with contrast	Yes	70496

CT Prep will be explained at the time of scheduling

To schedule an appointment, call 855.674.2464.



CTA: Angiography & CTV: Venography





AREA OF CONCERN	COMMON REASON FOR EXAM	EXAM/PROTOCOL	IV CON.	CPT
CTA ANGIOGRAPHY/CTV VENOGRAPHY				
Carotid Arteries 	<ul style="list-style-type: none"> • CVA/TIA/stroke • Vascular tumor • Carotid stenosis • Vertebrobasilar insufficiency • Bruit 	CTA carotids with contrast	Yes	70498
Brain and Carotid Arteries 	<ul style="list-style-type: none"> • Vertebrobasilar insufficiency 	CTA head/neck with contrast	Yes	70498 70496
Arms 	<ul style="list-style-type: none"> • Ischemia, arterial stenosis 	CTA upper extremities with contrast (Indicate right or left and area of concern)	Yes	73206
Pulmonary Arteries 	<ul style="list-style-type: none"> • Pulmonary embolism • Shortness of breath 	CTA chest with contrast Please indicate (PE protocol)	Yes	71275

CT Prep will be explained at the time of scheduling

To schedule an appointment, call 855.674.2464.



CTA: Angiography/CTV: Venography





AREA OF CONCERN	COMMON REASON FOR EXAM	EXAM/PROTOCOL	IV CON.	CPT
CTA ANGIOGRAPHY/CTV VENOGRAPHY				
Aorta 	<ul style="list-style-type: none"> • Aortic dissection • Thoracic aortic aneurysm 	CTA chest without and with contrast Please indicate (aorta protocol)	Yes	71275
Heart 	<ul style="list-style-type: none"> • Pre heart ablation 	CTA chest with contrast and 3D reconstructions Please indicate (electrophysiology pre heart ablation protocol)	Yes	71275
Coronary Arteries 	<ul style="list-style-type: none"> • Abnormal echo • Chest pain, sub tachycardia 	CTA heart coronary artery without and with contrast and 3D reconstructions	Yes	75574
Subclavian Arteries 	<ul style="list-style-type: none"> • Stenosis 	CTA chest with contrast Please indicate (subclavian protocol)	Yes	71275

CT Prep will be explained at the time of scheduling

To schedule an appointment, call 855.674.2464.



CTA: Angiography/CTV: Venography




AREA OF CONCERN	COMMON REASON FOR EXAM	EXAM/PROTOCOL	IV CON.	CPT
CTA ANGIOGRAPHY/CTV VENOGRAPHY				
Aorta 	<ul style="list-style-type: none"> • Aortic dissection • Thoracic aortic aneurysm 	CTA chest and abdomen without and with contrast	Yes	71275 74175
Mesenteric Arteries 	<ul style="list-style-type: none"> • Mesenteric ischemia 	CTA mesenteric arteries with contrast	Yes	74175
Renal Arteries 	<ul style="list-style-type: none"> • Renal artery stenosis • Hypertension 	CTA renal arteries with contrast	Yes	74175
Aorta & Iliacs 	<ul style="list-style-type: none"> • AAA/stent graft • Stent graft obstruction/leak/malfunction 	CTA abdomen and pelvis without and with contrast	Yes	74174

CT Prep will be explained at the time of scheduling

To schedule an appointment, call 855.674.2464.



CTA: Angiography/CTV: Venography




AREA OF CONCERN	COMMON REASON FOR EXAM	EXAM/PROTOCOL	IV CON.	CPT
CTA ANGIOGRAPHY/CTV VENOGRAPHY				
Aorta, Iliacs, Femoral and Distal Arteries 	<ul style="list-style-type: none"> • Claudication • Peripheral artery disease • Ischemia • Non healing wound 	CTA abdomen/ pelvis and bilateral runo with contrast	Yes	75635
Pelvic Veins 	<ul style="list-style-type: none"> • Pelvic congestion (MRI preferred) • DVT 	CTV pelvis with contrast	Yes	72193
Iliacs, Femoral and Distal Arteries 	<ul style="list-style-type: none"> • Claudication • Ischemia • Non healing wound • Peripheral artery disease 	CTA lower extremities with contrast	Yes	73706

CT Prep will be explained at the time of scheduling

To schedule an appointment, call 855.674.2464.



CTA: Angiography/CTV: Venography

AREA OF CONCERN	COMMON REASON FOR EXAM	EXAM/PROTOCOL	IV CON.	CPT
CTA ANGIOGRAPHY/CTV VENOGRAPHY				
Sternoclavicular Joints 	<ul style="list-style-type: none"> • Swelling 	CT sternoclavicular joints without contrast	No	71250
Shoulders, Humerus, Elbows, Forearms, Wrists and Hands 	<ul style="list-style-type: none"> • *MRI Preferred • Fracture, DJD • Surgical planning 	CT upper extremities without contrast *Indicate right or left and body part	No	73200
	<ul style="list-style-type: none"> • *MRI Preferred • Tumor, mass • Cancer/ metastatic disease • Infection 	CT upper extremities with contrast *Indicate right or left and body part	Yes	73201
Hips, Femurs, Knees, Tib/Fib, Ankles, Feet 	<ul style="list-style-type: none"> • *MRI Preferred • Fracture, DJD • Surgical planning 	CT lower extremities without contrast *Indicate right or left and body part	No	73700
	<ul style="list-style-type: none"> • *MRI Preferred • Tumor, mass • Cancer/ metastatic disease • Infection 	CT lower extremities with contrast *Indicate right or left and body part	Yes	73701

CT Prep will be explained at the time of scheduling

To schedule an appointment, call 855.674.2464.



Ultrasound: Head/Neck/Soft Tissue & Upper Extremities

AREA OF CONCERN	COMMON REASON FOR EXAM	EXAM/PROTOCOL	CPT
ULTRASOUND HEAD, NECK & SOFT TISSUE			
Carotid Arteries	<ul style="list-style-type: none"> • Amaurosis fugax • Arterial vascular disease • Ataxia • Hyperlipidemia • Stenosis • Stroke • TIA, HTN 	Ultrasound bilateral carotid duplex	93880
Thyroid Gland(s)	<ul style="list-style-type: none"> • Enlarged thyroid/fullness • Goiter • Hypo- /hyper-thyroid • Nodules • Thyroiditis 	Ultrasound thyroid	76536
Scalp, Head, Face, Neck	<ul style="list-style-type: none"> • Bump • Cyst • Lipoma • Mass • Palpable lump 	Ultrasound <ul style="list-style-type: none"> • Soft tissue scalp • Soft tissue head • Soft tissue face • Soft tissue neck (indicate which area)	76536
ULTRASOUND UPPER EXTREMITIES			
Upper Extremity Vasculature	<ul style="list-style-type: none"> • Deep vein thrombosis • Redness • Upper extremity swelling/pain 	Ultrasound upper extremity venous duplex/doppler (Specify left/right or Bilateral with indication for each)	93971 unilat 93970 bilat
Arms	<ul style="list-style-type: none"> • Bump • Cyst • Lipoma • Mass • Palpable Lump 	Soft tissue ultrasound Specify left/right	Specify exact location

Ultrasound Prep will be explained at the time of scheduling

To schedule an appointment, call 855.674.2464.



Ultrasound: Upper Extremities & Abdomen

AREA OF CONCERN	COMMON REASON FOR EXAM	EXAM/PROTOCOL	CPT
ULTRASOUND UPPER EXTREMITIES			
Shoulder	<ul style="list-style-type: none"> • Rotator cuff tear • Arthritis • Bicep tendon • Tendinosis/tear • Ganglion cyst • Foreign body 	Shoulder ultrasound Specify left/ right/bilateral	76882
Hands/Wrists	<ul style="list-style-type: none"> • Palpable abnormality • Ganglion cyst • Foreign body • Rheumatoid arthritis/arthritis • Median/ulnar/radial • Neuropathy • Tendinosis 	Hand/wrist ultrasound Specify left/ right/bilateral	76882
ULTRASOUND ABDOMEN			
Abdomen (above umbilicus)	<ul style="list-style-type: none"> • Abdominal pain (specify right or left upper quadrant or epigastric region) • Abnormal LFTs • Cirrhosis • Hepatitis C • Hepatomegaly • Polycystic disease • Splenomegaly 	Abdominal ultrasound complete	76700
Liver	<ul style="list-style-type: none"> • Portal HTN • Portal venous thrombosis • Liver transplant • TIPS 	Abdominal duplex ultrasound	93975
Abdomen RUQ	<ul style="list-style-type: none"> • Abnormal LFTs • Cirrhosis • Hepatitis C 	RUQ abdominal ultrasound	76705
Abdominal Wall	<ul style="list-style-type: none"> • Hernias (ventral or epigastric) 	Soft tissue ultrasound	76705

Ultrasound Prep will be explained at the time of scheduling

To schedule an appointment, call 855.674.2464.



Ultrasound: Abdomen

AREA OF CONCERN	COMMON REASON FOR EXAM	EXAM/PROTOCOL	CPT
ULTRASOUND ABDOMEN			
Renals	<ul style="list-style-type: none"> • Flank/back pain • Hematuria 	Renal ultrasound	76770
Renals and Bladder	<ul style="list-style-type: none"> • Neurogenic bladder • Polycystic kidneys • Renal cyst/mass • Renal disease (CKD) • UTI 	Renal with bladder ultrasound (this will assess kidneys/bladder and postvoid residual)	76770 & 76857
Renal Arteries	<ul style="list-style-type: none"> • Abdominal bruit • Renal artery stenosis • Uncontrolled HTN 	Renal artery duplex ultrasound	93976
Aorta	<ul style="list-style-type: none"> • AAA screening for Medicare • Must be referred from initial preventative physical exam (IPPE) • Patient must have at least one of the following risks: <ul style="list-style-type: none"> • Family history of AAA • 65-75 year old male who has smoked "at least 100 cigarettes" • Additional risk factors include coronary heart disease, hyper-tension, cerebrovascular disease 	Screening aorta ultrasound Medicare screening	76706
Aorta & Iliacs	<ul style="list-style-type: none"> • AAA • Abdominal bruit/pulsatile mass • Aortic dissection 	Aorta duplex ultrasound – not screening AAA for Medicare	93978

Ultrasound Prep will be explained at the time of scheduling

To schedule an appointment, call 855.674.2464.



Ultrasound: Pelvis

AREA OF CONCERN	COMMON REASON FOR EXAM	EXAM/PROTOCOL	CPT
ULTRASOUND PELVIS			
Female Pelvic Below Umbilicus American Health Imaging's Preferred Protocol Perform both the transabdominal and transvaginal scans as these will give the most detailed information. If only one study is preferred, our recommendation is to order a transvaginal scan.	<ul style="list-style-type: none"> • Endometriosis • Fibroids/enlarged uterus • IUD • Menstrual disorders • Ovarian cysts • PCOS • Pelvic pain (relating specifically to uterus or ovaries; ultrasound is not the exam of choice for intestinal disorders) 	Ultrasound pelvis complete transabdominal & transvaginal	76856 76830
		Ultrasound pelvis transabdominal	76856
		Ultrasound pelvis transvaginal	76830
Male Pelvis	<ul style="list-style-type: none"> • Bladder • Prostate • Seminal vesicles 	Pelvic ultrasound	76856
Bladder	<ul style="list-style-type: none"> • Bladder mass/stone • Hematuria 	Bladder ultrasound (indicate if post-void residual is needed)	76857
Testicles	<ul style="list-style-type: none"> • Epididymitis • Hydrocele • Orchalgia • Pain/swelling • Palpable lump • Torsion • Varicocele 	Testicular ultrasound	76870
Pelvic Wall Groin	<ul style="list-style-type: none"> • Inguinal hernia 	Soft tissue ultrasound	76857 76882

Ultrasound Prep will be explained at the time of scheduling

To schedule an appointment, call 855.674.2464.



Ultrasound: Lower Extremities

AREA OF CONCERN	COMMON REASON FOR EXAM	EXAM/PROTOCOL	CPT
LOWER EXTREMITIES			
Lower Extremity Vasculature	<ul style="list-style-type: none"> • Deep vein thrombosis • Redness • Lower extremity swelling/pain 	Lower extremity ultrasound Venous duplex/doppler (Specify left/ right or Bilateral with indication for each)	93971 unilat 93970 bilat
Legs	<ul style="list-style-type: none"> • Bump • Cyst • Lipoma • Mass • Palpable Lump 	Soft tissue ultrasound Specify left/ right	Specify exact location
Knee	<ul style="list-style-type: none"> • Baker cyst • Palpable abnormality • Quadriceps/patellar • Tendinosis or tear • Ganglion cyst • Arthritis • Foreign body 	Knee ultrasound Specify left/right/ Bilateral	76882
Ankle	<ul style="list-style-type: none"> • Achilles tendinosis or tear • Tendinosis (anterior tibialis, posterior tibialis, peroneals) • Ganglion cyst • Palpable abnormality • Foreign body • Arthritis 	Ankle ultrasound Specify left/right/ Bilateral	76882
Foot	<ul style="list-style-type: none"> • Plantar fasciitis • Morton's neuroma • Plantar plate tear • Ganglion cyst/foreign body • Palpable abnormality • Arthritis • Tendinosis 	Foot ultrasound Specify left/right/ Bilateral	76882

Ultrasound Prep will be explained at the time of scheduling

To schedule an appointment, call 855.674.2464.



X-Ray: Head/Face & Neck/Spine

AREA OF CONCERN	CPT
HEAD/FACE	
Skull < 4 Views 70250	70250
Skull Minimum 4 Views	70260
Orbits Minimum 4 Views	70200
Sinuses Paranasal < 3 Views	70210
Sinuses Paranasal Minimum 3 Views	70220
Screening Orbit (Pre MRI)	70030
Facial Bones < 3 Views	70140
Facial Bones Minimum 3 Views	70150
Nasal Bones Minimum 3 Views	70160
Mandible < 4 Views	70100
Mandible 4 Views	70110
NECK/SPINE	
Neck Soft Tissue (Not for Cervical Spine)	70360
C-Spine 2 or 3 Views	72040
C-Spine Minimum 4-5 Views	72050
C-Spine Complete 6 or More Views	72052
T-Spine 2 Views	72070
T-Spine 3 Views	72072
T-Spine 4 Views	72074
L/S Spine 2 or 3 Views	72100
L/S Spine Minimum 4 Views	72110
L/S Spine Complete with Bending Views (Minimum 6 Views)	72114
L/S Spine Bending Views (Only 2-3 Views)	72120
Thoracolumbar Junction (Minimum 2 Views)	72080
Spine, Entire Thoracic and Lumbar, Including Skull, Cervical and Sacral Spine If Performed (eg, Scoliosis Evaluation); 1 View	72081
Spine, Entire Thoracic and Lumbar, Including Skull, Cervical and Sacral Spine If Performed (eg, Scoliosis Evaluation); 2 or 3 Views	72082
Spine, Entire Thoracic and Lumbar, Including Skull, Cervical and Sacral Spine If Performed (eg, Scoliosis Evaluation); 4 or 5 Views	72083

X-Ray Prep will be explained at the time of scheduling

To schedule an appointment, call 855.674.2464.



X-Ray: Neck/Spine, Chest/Ribs, Upper Extremities, & Abdomen/Pelvis

AREA OF CONCERN	CPT
NECK/SPINE	
Spine, Entire Thoracic and Lumbar, Including Skull, Cervical and Sacral Spine If Performed (eg, Scoliosis Evaluation); Min. 6 Views	72084
CHEST/RIBS	
Chest 1 View	71045
Chest 2 Views	71046
Chest 3 Views	71047
Chest 4 or More Views	71048
Ribs Bilateral 3 Views	71110
Ribs Unilateral 2 Views	71100
Ribs Unilateral 2 Views with Chest 1 view	71101
Sternum Minimum 2 Views	71120
UPPER EXTREMITIES	
Sternoclavicular Joints 3 Views	71130
Shoulder Minimum 2 Views	73030
Shoulder 1 View	73020
Acromioclavicular Joints Bilateral	73050
Clavicle Complete	73000
Scapula Complete	73010
Humerus Minimum 2 Views	73060
Elbow Minimum 3 Views	73080
Elbow 2 Views	73070
Forearm 2 Views	73090
Wrist 2 Views	73100
Hand 2 Views	73120
Finger(s) Minimum 2 Views	73140
Upper Extremity Infant (up to 364 days old) Minimum 2 Views	73092
ABDOMEN/PELVIS	
Abdomen 1 View	74018
Abdomen 2 Views	74019
Abdomen 3 or More Views	74021

X-Ray Prep will be explained at the time of scheduling

To schedule an appointment, call 855.674.2464.



X-Ray: Abdomen/Pelvis, Lower Extremities, & Other X-Rays

AREA OF CONCERN	CPT
ABDOMEN/PELVIS	
Acute Abdomen Series + PA CXR 3 Views	74022
Pelvis 1 or 2 Views	72170
Pelvis Minimum 3 Views	72190
Hip, Unilateral, with Pelvis When Performed; 1 View	73501
Hip, Unilateral, with Pelvis When Performed; 2 or 3 Views	73502
Hip, Unilateral, with Pelvis When Performed; Minimum 4 Views	73503
Hips, Bilateral, with Pelvis When Performed; 2 Views	73521
Hips, Bilateral, with Pelvis When Performed; 3-4 Views	73522
Hips, Bilateral, with Pelvis When Performed; Minimum 5 Views	73523
Sacrum & Coccyx Minimum 2 Views	72220
Sacroiliac Joints 3+ Views	72202
LOWER EXTREMITIES	
Femur; 1 View	73551
Femur; Minimum 2 Views	73552
Knee 1 or 2 Views	73560
Knee 3 Views	73562
Knee 4 or More Views	73564
Both Knees Standing AP	73565
Tibia & Fibula 2 Views	73590
Ankle 2 Views	73600
Ankle Minimum 3 Views	73610
Foot Minimum 3 Views	73630
Foot 2 Views	73620
Calcaneus (Heel) Minimum 2 Views	73650
Toe(s) Minimum 2 Views	73660
Lower Extremity Infant (up to 364 days old) 2+ Views	73592
OTHER X-RAYS	
Bone Age Studies	77072
Bone Length Studies	77073
Osseous Complete (Bone Survey)	77075

X-Ray Prep will be explained at the time of scheduling

To schedule an appointment, call 855.674.2464.





APPROVED INSURANCE PROVIDERS

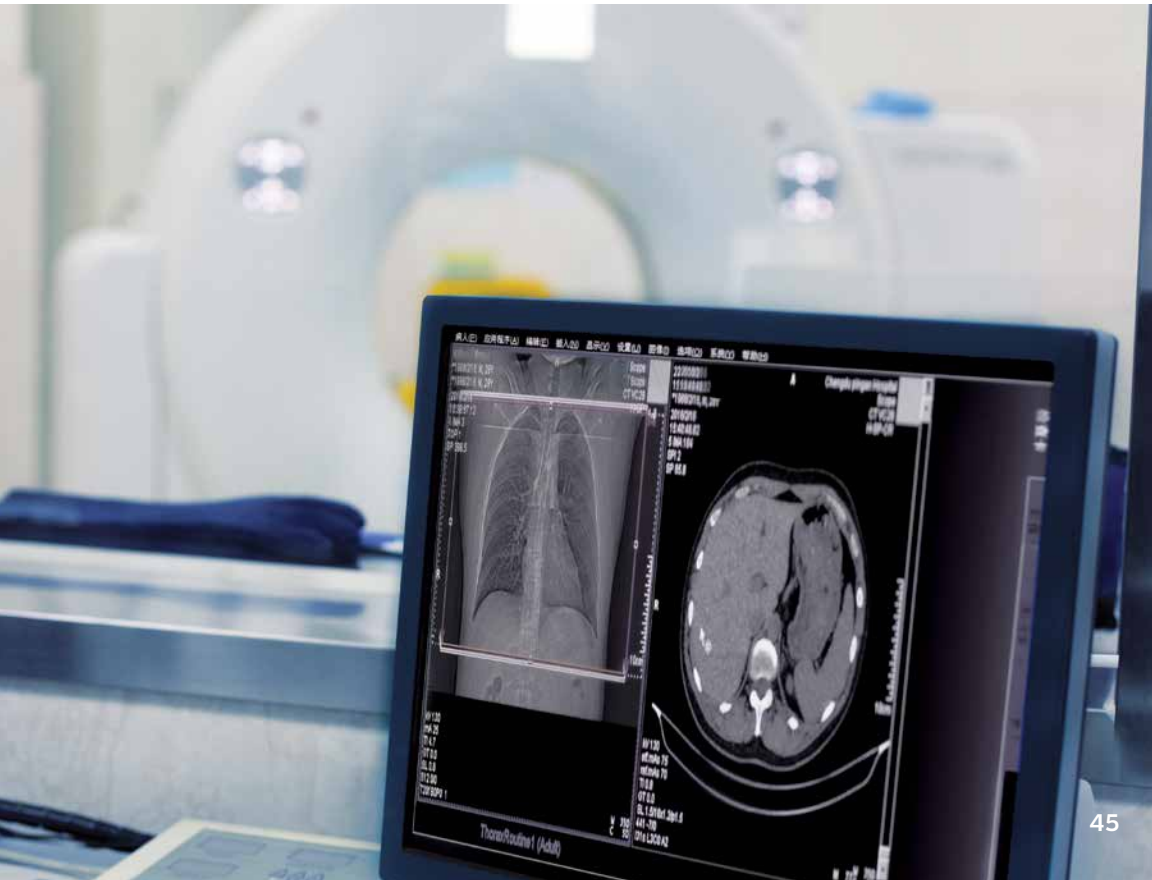
Absolute Solutions
Access Healthnet
ACPN (America's Choice
Provider Network)
Aetna Health, Inc.
Aetna Medicare
AmeriPlan
Ancillary Care Services (ACS)
AvMed
Blue Cross Blue Shield (Florida Blue)
Beech Street (MultiPlan)
Capital Health Plan (CHP)
Cigna
Coast2Coast Diagnostics
ConserveCare
CoreChoice
CorVel and CareIQ
Coventry (merged with Aetna)
Custom Design Benefits
Cypress Care
Department of Labor
Department of Education (Leon County)
Employer's Choice Network
Fast360 (CareWorks - ADIN)
FedMed
Fellowship Radiology
Galaxy Health Network
Homelink Diagnostic Imaging
Humana
Humana Medicare
Johnson & Associates
Liberty Healthshare
Logistics Health, Inc. (LHI)
Medicare
Medstar Medical Solutions
Med Options
MSAA (Multiple Sclerosis Assoc.
of America)
MSLA (Medical Support Los Angeles)
MTI (MedComp USA)
MultiPlan
National Imaging Associates (NIA)
Nova Net
Objective Diagnostics
Occu Comp
One Call
Orchid Medical
Preferred Care
Prime Health Services
Provider Networks of America (PNOA)





APPROVED INSURANCE PROVIDERS

- Provider Select
- Railroad Medicare
- Relevant Healthcare Cost Containment
- Rockport Community Network
- Spremo
- Spremo (Amerysis Company)
- Streamline Imaging
- Three Rivers Provider Network (TRPN)
- TLC Advantage
- Total Network Resources
- Transparent Health Marketplace
- Tricare
- Today's Options
- UMWA (United Mine Workers of America)
- United Healthcare
- United Healthcare Medicare
- USA MCO
- US Imaging
- Work Comp Fee Schedule





www.americanhealthimaging.com